

# Wake Up to Warmth





## ABOUT VENUS

**VENUS HOME APPLIANCES (P) LTD.**, manufacturers of Venus Water Heaters for 60 years is a market leader and pioneer in the Water Heater industry. Venus is one of the leading brands of water heaters in India and stands for Quality, Reliability and Performance.

Appliances that provide a continual supply of hot water are called water heaters or Electric geysers. Venus Home Appliances is the leading manufacturer of water heaters and geysers in India. Venus has been providing a wide range of water heaters in India that include electric instant water heaters, electric storage water heaters, gas water heaters, solar water heaters and heat pump water heaters. Venus Home Appliances strives to design, manufacture, supply water heaters and accessories to national/international standards. Venus has got ISO 9001 certification from BVQI and is ISO14001:2004 and BSOHSAS 18001:2007 certified; a measure of its commitment to quality.





## LARGEST EXPORTER

VENUS HOME APPLIANCES (P) LTD., manufacturers of Venus Water Heaters for 60 years is a market leader and pioneer in the Water Heater industry. Venus is one of the leading brands of water heaters in India and stands for Quality, Reliability and Performance. Venus water heaters have sleek exteriors that complement the performance.

With a Presence in more than 22 countries across the World, Venus Home Appliances is the No.1 in Exports with reference to the Water heater Industry.



No. 1 in Exports is based on customs exports data



## NATIONAL & INTERNATIONAL CERTIFICATION



Winner of the 'National Award for Quality Product' in 2000 by Govt. of India



Twice winner of the 'Tamil Nadu Quality Award'



60 years market leader and a pioneer in the water heater industry



Certification from BVC





# Enameling Process- Hi-Tech Plant

Porcelain Enamel Glass lined tanks are produced in a world-class fully automated plant in Venus using the best raw materials and the highest quality assurance practices.



## Stage 1 - **FORMING:**

Deep drawing of 1.8-2mm steel blanks to form lids in a heavy duty Hydraulic Press.




## Stage 2 - **WELDING:**

Welding of lids and shells in an automatic, Plasma/MIG Welding Line. All welded tanks are tested immediately at 3 bars pressure; 100% leakage free.



## Stage 3 - **PRE-TREATMENT:**

Inner surface of the tank is blasted at high pressure in the shot blasting machine to remove any surface impurities and oxides.



## Stage 4 - **ENAMEL APPLICATION:**

Dry Powder Enamel is sprayed on the tanks by 2 robots. Automatic controls maintain a homogeneous coating thickness of 250µ across the surface of the tank.



## Stage 5 - **FIRING:**

Enamel coated tanks are fired inside the high temperature furnace at 830°C – 850°C. The enamel melts to fuse and bond with the steel to form a protective glass lining.



# UNIQUE FEATURES

## DURABILITY



Porcelain Enamel Glass Lined Tank



30% larger anode for longer Protection



Full face Gasket with Neck Protection



Zn-Ni coated fasteners 5X Rust Resistance



Double side enameling prevents rusting of flange and door plate

## PERFORMANCE



Porcelain Enamel Glass Lined Tank: Manufactured in a modern, automated plant using European Technology. Protects the tank from rust and corrosion.



100% pure copper tank: For long life and corrosion free performance.



Glass lined Incoloy 800 element: Withstands temperatures up to 1000°C Long lasting even in hard water reduces scale formation. Prevents premature element failure.



Glasslined Double Ceramic Heating Elements: Shock-proof, hard water proof and long-lasting.



Hard water protection: Low density, Glasslined elements for long life in hard water areas.



8 bar pressure: Suitable for pressure pumps and multi-storey buildings.



6 bar pressure: High Working pressure that is double that of ordinary Instant water heaters.



Flexi Mount: Flexible mounting options (Horizontal Model) Wall/Floor mounting. Left/right side opening options available - Ideal for modern apartments.

## SAFETY



Multi-function valve: Acts as pressure release valve, non-return valve, drain valve, expansion valve and vacuum release valve.



Sacrificial Magnesium Anode: A special device to enhance the corrosion protection of the tank by means of "Cathodic action".



Triple Safety : Multi-function Safety Valve, Capillary Thermostat & Thermal cutout.



IPX4 : Resistant to water splashes from any direction.

## ENERGY SAVINGS



5 Star rating for more energy savings.



3cm Thick Polyurethane Foam (PUF) insulation: Reduces heat loss and keeps water hot for much longer.



Power meter: To show actual energy consumption for daily, weekly, monthly, and Annually.

## DIGITAL



IoT Empowered : W/H Operation from across the World



Wi-Fi - Enabled : Lets you Set, Schedule & view at your convenience



Smart Modes: Three Energy Saving Smart Shower Modes



Digital Display: For visual indication of temperature.



Multi-function Display: For visual indication of temperature and program options.



Temperature Display : The display will show the real time temperature.

## ENDURANCE



10 Years\* Guarantee: On Copper tank



7 Years\*\* Guarantee: On Porcelain Enamel GlassLined Tank




4 Years\*\*\* Guarantee: On Heating Element



## Porcelain Enamel Tank



Manufactured in a modern, automated plant using European Technology. Glass lined coatings protects the tank from rust and corrosion.



2mm Thick  
Mild Steel Tank


Surface Treatment by  
Shot Blasting

Porcelain Enamel  
Coating  
250 - 400µ Thick

## Scale Guard Technology



In Ceramic heating element, heat is transferred over a much larger surface area, which reduces the stress on heating element, lowers watts density/sq.cm and ensures less scale deposition on the heating element.





## Types of Heating Element

We use different types of heating elements in our water heaters. Which ensures hard water protection and shock protection. They are designed for reliable & energy efficient performance in all types of water conditions. We have higher grade heating elements for hard water areas to resist scale deposits & premature failure. There are 3 types of heating elements : 1. Ceramic Heating element, 2. Glass lined incoloy element, 3. Copper Heating element.



Ceramic  
Heating Element



Glass lined Incoloy  
Heating Element




Super Heavy Gauge  
Copper Element




## More Hot Water Output

Ceramic heating element heats water across the entire height of the tank with minimum or no cold zone. Ordinary tubular elements have a long cold zone. As a result lowest portion of the tank is not heated average hot water output is more with the ceramic heating element as a result.



Tubular Element

Cold Zone



Ceramic Heating Elements

Uniform Heating



# WARMTH FOR LIFE

Venus water heaters are built with state-of-the-art technology and comes equipped with the most innovative features.

- STORAGE WATER HEATERS

- INSTANT WATER HEATERS

- TANKLESS WATER HEATERS

- GAS WATER HEATER





# VENUS TECHNOLOGY

## Ultimate Durability and Corrosion Resistance

## Ultimate Performance



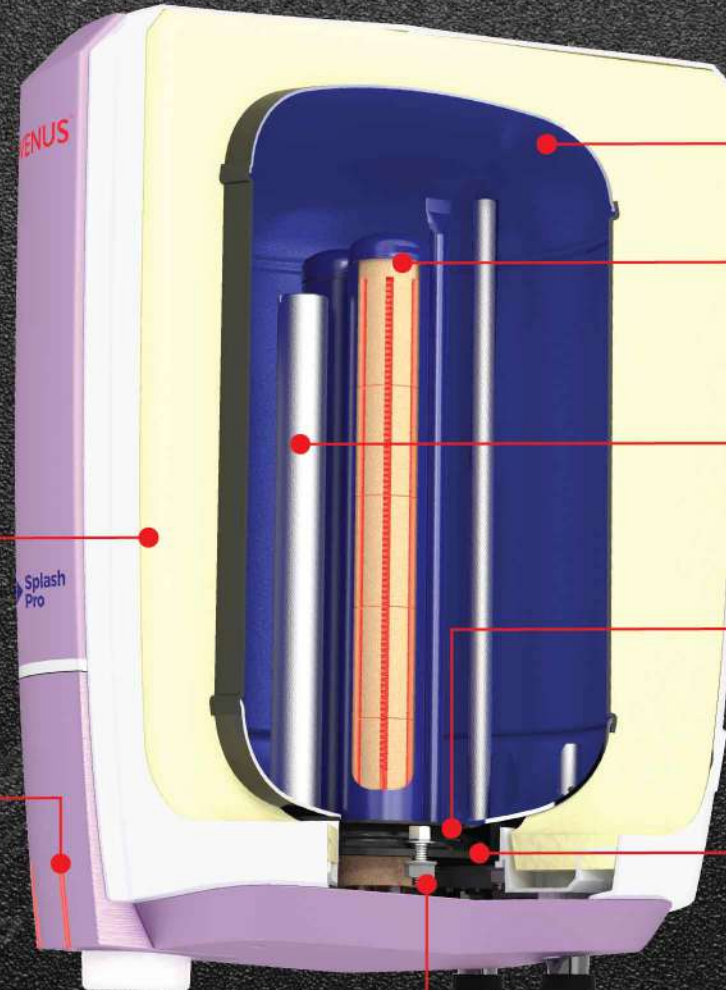
10% more  
hot water output



3cm Thick Polyurethane  
Foam (PUF) Insulation



Colour-Changing  
Smart LED's



Porcelain Enamel Glass Lined Tank



Glasslined Double Ceramic Heating  
Elements with Scale Guard Technology



30% larger anode for longer Protection



Double side enamelling prevents  
rusting of flange and door plate



Full face Gasket with Neck Protection



Zn-Ni coated fasteners 5X Rust Resistance





NEW



Splash Pro



Graphite Silver



Tuscan Gold



Purple Haze



Mystic Rose



Smokey Grey



# Splash Pro

Introducing "Splash Pro" the smart upgrade of Splash Pro water heater from Venus with elegant central panel design and brushed finish with a collection of delighting colors. Ultimate durability and ultimate performance make Splash Pro a real Pro among Water heaters



Glasslined Double Ceramic Heating Elements with Scale Guard Technology



10% more hot water output

Colour Changing Smart LED'S

Blue  
Heating


Red  
Ready to use



Anticorrosion  
Features



Porcelain Enamel  
Glass Lined Tank



30% larger anode  
for longer Protection



Full face Gasket with  
Neck Protection



Zn-Ni coated fasteners  
5X Rust Resistance



Double side enameling  
prevents rusting of  
flange and door plate



Porcelain Enamel Glass Lined Tank



3cm Thick Polyurethane Foam (PUF)  
Insulation



Scale Guard Technology



Hard Water Protection



Triple Safety: Multi-function Safety Valve along  
with Capillary Thermostat & Thermal cutout



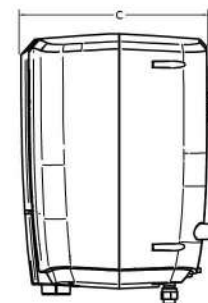
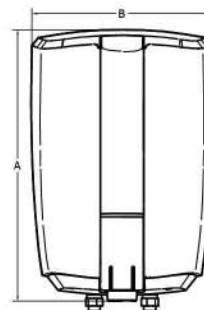
8 bar pressure: Suitable for pressure  
pumps and multi-storey buildings.

| Model | Wattage | Capacity<br>in Litres | Time to Raise<br>Temp by 35°C | Dimensions (in mm) |     |     |
|-------|---------|-----------------------|-------------------------------|--------------------|-----|-----|
|       |         |                       |                               | A                  | B   | C   |
| 06SB  | 3000    | 06                    | 06min                         | 298                | 336 | 340 |
| 10SB  | 2000    | 10                    | 13min                         | 368                | 326 | 375 |
| 15SB  | 2000    | 15                    | 20min                         | 488                | 326 | 375 |
| 25SB  | 2000    | 25                    | 33min                         | 545                | 386 | 433 |

Rated Pressure: 8 bars (8kg/cm<sup>2</sup> ; max, 80m water head)

\*Specifications subject to change without prior notice.

\*6 Ltr Image is different look, \*Copper Heating Element in 6SB Model.



**GUARANTEE**

Inner Tank  
7 Years

Heating Element  
4 Years

Product  
2 Years





NEW

Splash Pro Smart



Graphite Silver



Tuscan Gold



Purple Haze



# Splash Pro Smart

Introducing Splash Pro Smart – With innovative anti-corrosion features and hard water protection its built to last for years and will deliver up to 10% more hot water. This beauty has a convenient digital display to exactly know the temperature of the hot water for a comfortable bath



Glasslined Double Ceramic Heating Elements with Scale Guard Technology



10% more hot water output

Smart indicator : Digital Display



Colour Changing Smart LED'S

Blue  
Heating


Red Ready  
to use



Anticorrosion  
Features



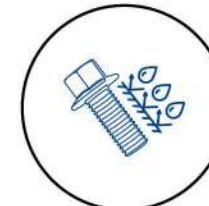
Porcelain Enamel  
Glass Lined Tank



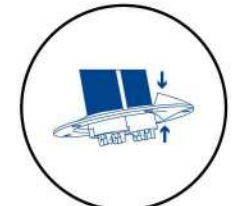
30% larger anode  
for longer Protection



Full face Gasket with  
Neck Protection



Zn-Ni coated fasteners  
5X Rust Resistance



Double side enameling  
prevents rusting of  
flange and door plate



Porcelain Enamel Glass Lined Tank



3cm Thick Polyurethane Foam (PUF)  
Insulation



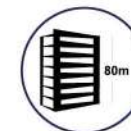
Scale Guard Technology



Hard Water Protection



Triple Safety: Multi-function Safety Valve along  
with Capillary Thermostat & Thermal cutout

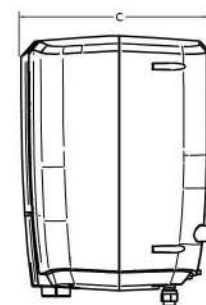
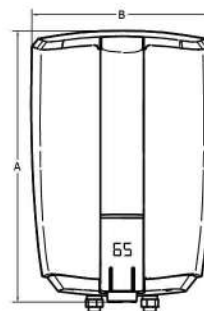


8 bar pressure: Suitable for  
pressure pumps and multi-storey  
buildings.

| Model | Wattage | Capacity<br>in Litres | Time to Raise<br>Temp by 35°C | Dimensions (in mm) |     |     |
|-------|---------|-----------------------|-------------------------------|--------------------|-----|-----|
|       |         |                       |                               | A                  | B   | C   |
| 15SX  | 2000    | 15                    | 20min                         | 488                | 326 | 375 |
| 25SX  | 2000    | 25                    | 33min                         | 545                | 386 | 433 |

Rated Pressure: 8 bars (8kg/cm<sup>2</sup> ; max, 80m water head)

\*Specifications subject to change without prior notice.



**GUARANTEE**

|                       |                            |                    |
|-----------------------|----------------------------|--------------------|
| Inner Tank<br>7 Years | Heating Element<br>4 Years | Product<br>2 Years |
|-----------------------|----------------------------|--------------------|





NEW

Vectra




Silver Sparkle



# Vectra

Introducing VECTRA, a matchless beauty with one of its kind square design and convenient INSTA COLOR PANELS (Sunset Gold and Designer Black) that matches the elegance of your bathroom interiors. Optimum performance with Porcelain Enamel Glasslined tank, this beauty gives long life and lower energy consumption. This unique model comes with a 3.5cm PUF insulation ensuring better heat retention



**Compact Form:** Square design - The Unique square design adds a class of elegance for the bathroom interiors



**Insta Color Panels (Swap) :** Insta color panels with attractive two colors (Sunset Gold and Designer Black ) which is given free inside the box adding charm to your bathroom interiors



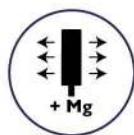
Porcelain Enamel Glass Lined Tank



Glasslined Incoloy Element



3.5cm Thick Polyurethane Foam (PUF) Insulation



Corrosion Protection



Triple Safety: Multi-function Safety Valve along with Capillary Thermostat & Disc Thermal cutout

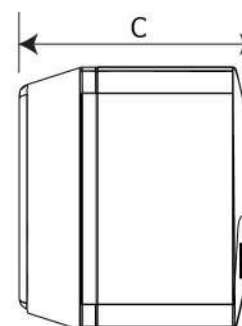
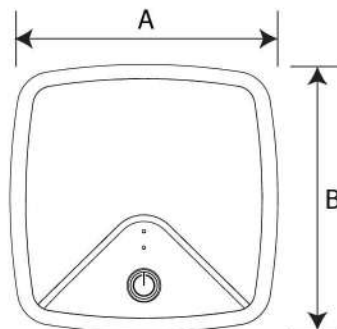


8 bar pressure: Suitable for pressure pumps and multi-storey buildings.

| Model | Wattage | Capacity in Litres | Time to Raise Temp by 35°C | Dimensions (in mm) |     |     |
|-------|---------|--------------------|----------------------------|--------------------|-----|-----|
|       |         |                    |                            | A                  | B   | C   |
|       |         |                    | Vertical                   |                    |     |     |
| 10VS  | 2000    | 10                 | 13min                      | 374                | 374 | 288 |
| 15VS  | 2000    | 15                 | 20min                      | 410                | 410 | 315 |
| 25VS  | 2000    | 25                 | 33min                      | 460                | 460 | 372 |

Rated Pressure: 8 bars (8kg/cm<sup>2</sup> ; max, 80m water head)

\*Specifications subject to change without prior notice.



## GUARANTEE

|                       |                            |                    |
|-----------------------|----------------------------|--------------------|
| Inner Tank<br>7 Years | Heating Element<br>2 Years | Product<br>2 Years |
|-----------------------|----------------------------|--------------------|





Metallic Color Panel



Wine Red

Lyra Nexus



## Lyra Nexus

Smart Innovation in Water heaters for the Smarter You!!! The Latest in line is the all new Lyra Nexus. Technology at the tap of your Mobile to get the Warmth of your Water heater!!! Enjoy the convenience of Technology Wi-Fi IoT using Venus Smart Cloud to control your water heater from anywhere in the world. A convenient trio of Smart modes for Energy savings, Smart schedulers to schedule on- off time and to get hot water without waiting & smart indicators for required warmth.



**Venus Smart Cloud App** Control your water heater from anywhere, anytime.



**Smart Modes :** (S, S+ & S++) Three Energy Saving Smart Shower Modes



**IoT Empowered** W/H Operation across the World



Porcelain Enamel Glass Lined Tank



Glass lined Incoloy element



Wireless Remote Control



Wifi - Enabled: Set, Schedule & View at your convenience



Time to heat Indicates the time to reach the Set Temperature



Smart heating alert Indicates user about heating status through app alerts.



Energy Data Analytics Monitor power consumption on a daily, weekly, monthly and yearly basis.



Triple Safety: Multi-function Safety Valve along with Capillary Thermostat & Thermal cutout

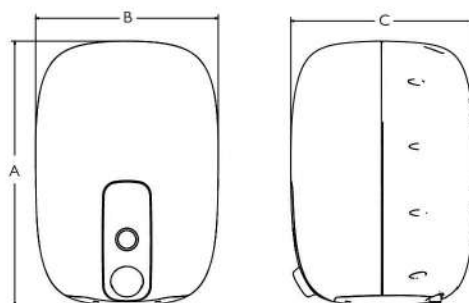


8 bar pressure: Suitable for pressure pumps and multi-storey buildings.

| Model | Wattage | Capacity in Litres | Time to Raise Temp by 35°C | Dimensions (in mm) |     |     |
|-------|---------|--------------------|----------------------------|--------------------|-----|-----|
|       |         |                    |                            | A                  | B   | C   |
| 15RW  | 2000    | 15                 | 20min                      | 470                | 325 | 325 |
| 25RW  | 2000    | 25                 | 33min                      | 530                | 377 | 374 |

Rated Pressure: 8 bars (8kg/cm<sup>2</sup> ; max, 80m water head)

\*Specifications subject to change without prior notice.



### GUARANTEE

|                       |                            |                    |
|-----------------------|----------------------------|--------------------|
| Inner Tank<br>7 Years | Heating Element<br>4 Years | Product<br>2 Years |
|-----------------------|----------------------------|--------------------|





Lyra



Red



Orange



Royal Blue

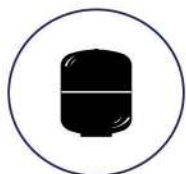


Purple



# Lyra

Introducing the all new Lyra - the ultimate water heater for the new generation. A sleek new design that will suit your modern bathroom interiors and smart indicator with color changing LED rings (Blue for heating and Red for ready to use) gives you the ease and Convenience !!!



• **Porcelain Enamel Glass Lined Tank:** Manufactured in a modern, automated plant using European Technology. Protects the tank from rust and corrosion.

**Smart Indicator Colour Changing LED ring**



**Heating**




**Ready to Use**



Glass lined Incoloy element



Thick Polyurethane Foam (PUF) Insulation



Corrosion protection



Hard Water Protection



Triple Safety: Multi-function Safety Valve along with Capillary Thermostat & Thermal cutout

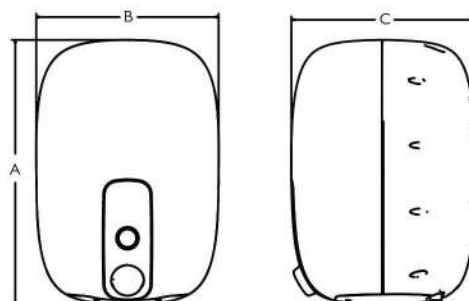


8 bar pressure: Suitable for pressure pumps and multi-storey buildings.

| Model | Wattage | Capacity in Litres | Time to Raise Temp by 35°C | Dimensions (in mm) |     |     |
|-------|---------|--------------------|----------------------------|--------------------|-----|-----|
|       |         |                    |                            | A                  | B   | C   |
|       |         |                    | Vertical                   |                    |     |     |
| 10R   | 2000    | 10                 | 13min                      | 367                | 325 | 325 |
| 15R   | 2000    | 15                 | 20min                      | 470                | 325 | 325 |
| 25R   | 2000    | 25                 | 33min                      | 530                | 377 | 374 |

Rated Pressure: 8 bars (8kg/cm<sup>2</sup> ; max, 80m water head)

\*Specifications subject to change without prior notice.



**GUARANTEE**

|                       |                            |                    |
|-----------------------|----------------------------|--------------------|
| Inner Tank<br>7 Years | Heating Element<br>3 Years | Product<br>2 Years |
|-----------------------|----------------------------|--------------------|





Splash Copper



Copper



## Splash Copper

Splash copper is built to last. Made with sturdy & 100% copper parts - copper tank and heavy gauge copper heating element which guarantees corrosion proof performance for ages. A completely reliable water heater, Splash Copper provides you years of trouble free performance.

**100%**  
Copper Parts

**Copper Tank + Element**



**100% pure copper tank:** For long life and corrosion free performance. Heavy Gauge, Ribbed for extra strength.



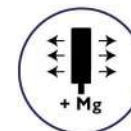
**Super Heavy Gauge Copper Element**



Hard Water Protection



Thick Polyurethane Foam (PUF) Insulation



Corrosion protection



10 Years guarantee : on Copper tank



Triple Safety: Multi-function Safety Valve along with Capillary Thermostat & Thermal cutout

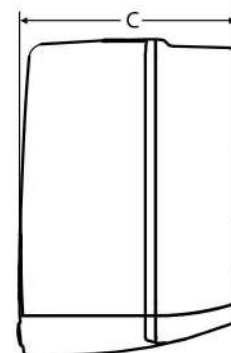
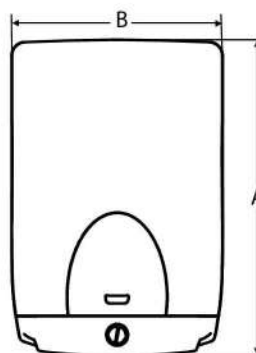


6 Bar Pressure: High Working pressure that is double that of ordinary water heaters.

| Model | Wattage | Capacity in Litres | Time to Raise Temp by 35°C | Dimensions (in mm) |     |     |
|-------|---------|--------------------|----------------------------|--------------------|-----|-----|
|       |         |                    |                            | A                  | B   | C   |
|       |         |                    | Vertical                   |                    |     |     |
| 10CU  | 2000    | 10                 | 13min                      | 350                | 316 | 316 |
| 15CU  | 2000    | 15                 | 20min                      | 475                | 316 | 325 |
| 25CU  | 2000    | 25                 | 33min                      | 520                | 366 | 380 |

Rated Pressure: 8 bars (8kg/cm<sup>2</sup> ; max, 80m water head)

\*Specifications subject to change without prior notice.



**GUARANTEE**

|                        |                            |                    |
|------------------------|----------------------------|--------------------|
| Inner Tank<br>10 Years | Heating Element<br>4 Years | Product<br>2 Years |
|------------------------|----------------------------|--------------------|





Magma Plus



Honey Gold



Sliver Sparkle



# Magma Plus

Built to last and designed to be hard water proof with scale guard technology. An updated and pleasing design with colors in metallic finish lends this model a new grace and charm to blend with your bathroom decor.



**Porcelain Enamel Glass Lined Tank:** Manufactured in a modern, automated plant using European Technology. Protects the tank from rust and corrosion.



**Glasslined Double Ceramic Heating Elements** with Scale Guard Technology



Glasslined Incoloy Element ( Horizontal Models only )



3cm Thick Polyurethane Foam (PUF) Insulation



Flexi Mount ( Only for Horizontal )



Temperature Display : The display will show the real time temperature.



Shock-proof Design : PP Plastic in Lids and outer body



Scale Guard Technology



Hard Water Protection

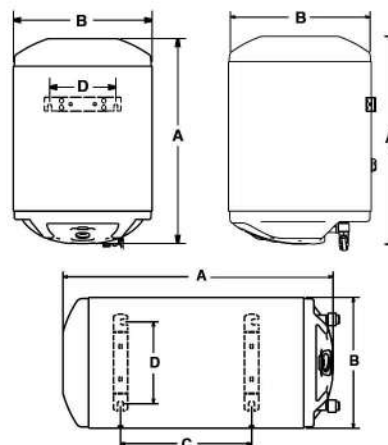


Triple Safety: Multi-function Safety Valve along with Capillary Thermostat & Thermal cutout



8 bar pressure: Suitable for pressure pumps and multi-storey buildings.

| Model | Wattage | Capacity<br>In Litres | Time To Raise<br>Temp By 35°C | Dimensions (in mm) |     |      |     |
|-------|---------|-----------------------|-------------------------------|--------------------|-----|------|-----|
|       |         |                       |                               | A                  | B   | C    | D   |
|       |         |                       | VERTICAL                      |                    |     |      |     |
| 006GV | 3000    | 6                     | 6min                          | 305                | 313 | -    | 201 |
| 010GV | 2000    | 10                    | 13min                         | 390                | 313 | -    | 201 |
| 015GV | 2000    | 15                    | 20min                         | 505                | 313 | -    | 201 |
| 025GV | 2000    | 25                    | 33min                         | 545                | 363 | -    | 201 |
| 035GV | 2000    | 35                    | 45min                         | 680                | 363 | -    | 201 |
| 050GV | 2000    | 50                    | 64min                         | 590                | 453 | 200  | 201 |
| 070GV | 3000    | 70                    | 60min                         | 765                | 453 | 367  | 201 |
| 100GV | 3000    | 100                   | 85min                         | 1005               | 453 | 609  | 201 |
| 150GV | 3000    | 150                   | 122min                        | 1455               | 453 | 1009 | 201 |
|       |         |                       | Horizontal                    |                    |     |      |     |
| 010GH | 2000    | 10                    | 13min                         | 390                | 313 | 145  | 201 |
| 015GH | 2000    | 15                    | 20min                         | 505                | 313 | 160  | 201 |
| 025GH | 2000    | 25                    | 33min                         | 665                | 313 | 317  | 201 |
| 035GH | 2000    | 35                    | 45min                         | 680                | 363 | 277  | 201 |
| 050GH | 2000    | 50                    | 64min                         | 890                | 363 | 474  | 201 |
| 070GH | 3000    | 70                    | 60min                         | 765                | 453 | 367  | 201 |
| 100GH | 3000    | 100                   | 85min                         | 1005               | 453 | 609  | 201 |
| 150GH | 3000    | 150                   | 122min                        | 1455               | 453 | 1009 | 201 |



\*Specifications subject to change without prior notice.

\*Copper Heating Element in 6GV & 10GH models.



## GUARANTEE

| Inner Tank | Heating Element | Product |
|------------|-----------------|---------|
| 5 Years    | 2 Years         | 2 Years |





Celo Smart



White



## Celo Smart

The Stylish designed water heater with a combination of safety, efficiency and technology ensures energy efficient performance. The versatile water heater with the smart Indicator digital display & color changing LED rings makes you ready to enjoy a hot shower !!!



**Porcelain Enamel Glass Lined Tank:** Manufactured in a modern, automated plant using European Technology. Protects the tank from rust and corrosion.



**Heat Retention Technology :** No Thermal Bridge between the Tank and the external Housing, thereby enabling 16% lower Thermal Losses.



**Digital Display :** For visual indication of temperature.



Glasslined Incalloy Element



3cm Thick Polyurethane Foam (PUF) Insulation



**Temperature Display :** The display will show the real time temperature.



Corrosion Protection



**Triple Safety:** Multi-function Safety Valve along with Capillary Thermostat & Thermal cutout



8 bar pressure: Suitable for pressure pumps and multi-storey buildings.



Blue for Heating

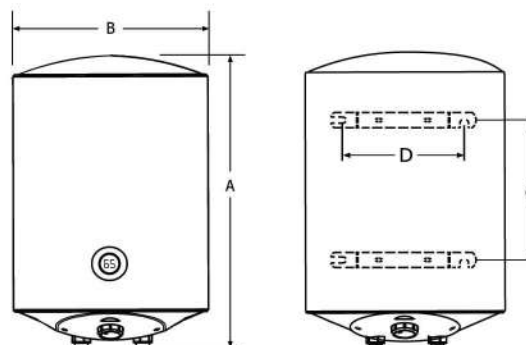


Red for Ready to use

| Model  | Wattage | Capacity in Litres | Time to Raise Temp by 35°C | Dimensions (in mm) |     |     |     |
|--------|---------|--------------------|----------------------------|--------------------|-----|-----|-----|
|        |         |                    |                            | A                  | B   | C   | D   |
|        |         |                    | Vertical                   |                    |     |     |     |
| 010CVD | 2000    | 10                 | 13min                      | 385                | 321 | -   | 201 |
| 015CVD | 2000    | 15                 | 20min                      | 475                | 321 | -   | 201 |
| 025CVD | 2000    | 25                 | 33min                      | 530                | 371 | -   | 201 |
| 050CVD | 2000    | 50                 | 64min                      | 875                | 371 | 474 | 201 |

Rated Pressure: 8 bars (8kg/cm<sup>2</sup> ; max, 80m water head)

\*Specifications subject to change without prior notice.



### GUARANTEE

|                       |                            |                    |
|-----------------------|----------------------------|--------------------|
| Inner Tank<br>7 Years | Heating Element<br>3 Years | Product<br>2 Years |
|-----------------------|----------------------------|--------------------|





Celo



Ivory

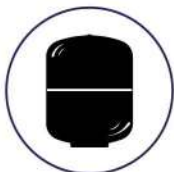


White



# Celo

Celo, the most versatile water heaters. Energy efficient performance with a stylish design. Safety, efficiency and technology combined in one water heater.



**Porcelain Enamel Glass Lined Tank:** Manufactured in a modern, automated plant using European Technology. Protects the tank from rust and corrosion.



**Heat Retention Technology :** No Thermal Bridge between the Tank and the external Housing, thereby enabling 16% lower Thermal Losses.



Glasslined Incalloy Element



3cm Thick Polyurethane Foam (PUF) Insulation



Temperature Display : The display will show the real time temperature.



Corrosion Protection



Triple Safety: Multi-function Safety Valve along with Capillary Thermostat & Thermal cutout



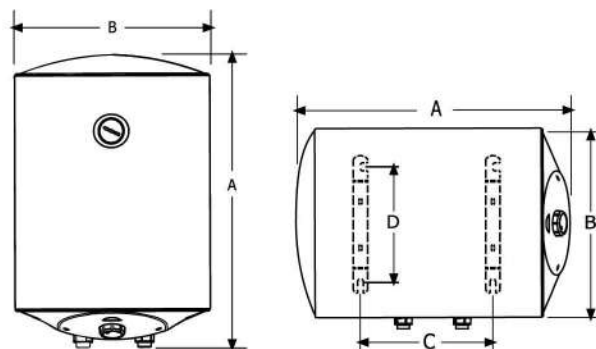
8 bar pressure: Suitable for pressure pumps and multi-storey buildings.

| Model | Wattage | Capacity in Litres | Time to Raise Temp by 35°C | Dimensions (in mm) |     |     |     |
|-------|---------|--------------------|----------------------------|--------------------|-----|-----|-----|
|       |         |                    |                            | A                  | B   | C   | D   |
|       |         |                    | Vertical                   |                    |     |     |     |
| 006CV | 3000    | 6                  | 6min                       | 295                | 321 | -   | 201 |
| 010CV | 2000    | 10                 | 13min                      | 385                | 321 | -   | 201 |
| 015CV | 2000    | 15                 | 20min                      | 475                | 321 | -   | 201 |
| 025CV | 2000    | 25                 | 33min                      | 530                | 371 | -   | 201 |
| 035CV | 2000    | 35                 | 45min                      | 667                | 371 | -   | 201 |
| 050CV | 2000    | 50                 | 64min                      | 875                | 371 | 474 | 201 |
|       |         |                    | Horizontal                 |                    |     |     |     |
| 015CH | 2000    | 15                 | 20min                      | 475                | 321 | 160 | 201 |
| 025CH | 2000    | 25                 | 33min                      | 655                | 321 | 317 | 201 |
| 050CH | 2000    | 50                 | 64min                      | 875                | 371 | 474 | 201 |

Rated Pressure: 8 bars (8kg/cm<sup>2</sup> ; max, 80m water head)

\*Specifications subject to change without prior notice.

\*\*Copper Heating Element 2 Years Guarantee for 6CV model.



## GUARANTEE

|                       |                            |                    |
|-----------------------|----------------------------|--------------------|
| Inner Tank<br>7 Years | Heating Element<br>3 Years | Product<br>2 Years |
|-----------------------|----------------------------|--------------------|





Slim Series

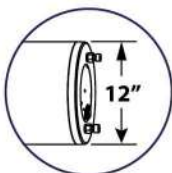


White



## Slim Series

Introducing Slim series water heater. With only 12" Diameter it is ideal for fixing above false ceilings and in bathrooms with low ceilings.



**Slim design with 12" diameter:** It can be easily concealed inside a false ceiling or fixed in the smallest space.



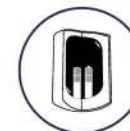
**Rustproof ABS Lids:** With Aesthetic Design and Stylish bottom inspection cover.



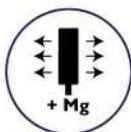
Porcelain Enamel Glass Lined Tank



Glasslined Incoloy Element



Thick Polyurethane Foam (PUF) Insulation



Corrosion Protection



Triple Safety: Multi-function Safety Valve along with Capillary Thermostat & Thermal cutout



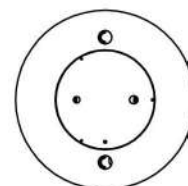
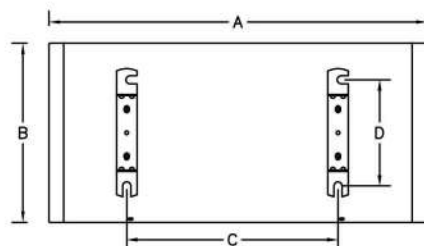
8 bar pressure: Suitable for pressure pumps and multi-storey buildings.

| Model | Wattage | Capacity in Litres | Time to Raise Temp by 35°C | Dimensions (in mm) |     |     |     |
|-------|---------|--------------------|----------------------------|--------------------|-----|-----|-----|
|       |         |                    |                            | A                  | B   | C   | D   |
|       |         |                    | Vertical                   |                    |     |     |     |
| 010HS | 2000    | 10                 | 18min                      | 355                | 305 | 145 | 201 |
| 015HS | 2000    | 15                 | 20min                      | 475                | 305 | 192 | 201 |
| 025HS | 2000    | 25                 | 33min                      | 645                | 305 | 365 | 201 |

Rated Pressure: 8 bars (8kg/cm<sup>2</sup> ; max, 80m water head)

\*Specifications subject to change without prior notice.

\*\*Copper Heating Element 10HS model.



## GUARANTEE

|                       |                            |                    |
|-----------------------|----------------------------|--------------------|
| Inner Tank<br>5 Years | Heating Element<br>2 Years | Product<br>2 Years |
|-----------------------|----------------------------|--------------------|





## Quik Tankless



Q123 / Q153 / Q183 / Q243



Q55 / Q68



Q90



# Quik Tankless

Get hot water in no time with QUIK Tankless water heaters designed with a unique heat exchanger technology for an instant relaxing shower every day this water heater also has an advanced microprocessor control for constant temperature output.



**Tankless Heat Exchanger Technology:** The heating element and water pipe are molded together for quick transfer of heat from element to the water without contact. This ensures quick heating, long life and safety.



**Digital Temperature Display:** The set and actual temperature are prominently displayed.



Flow Based Operation



Over heat Protection



Constant temperature output



Leakage Protection

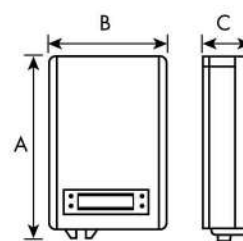


ABS Outer Body : Corrosion free.  
Shock proof.

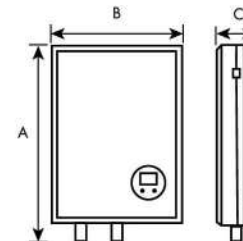


6 bar pressure: Suitable for pressure pumps and multi-storey buildings.

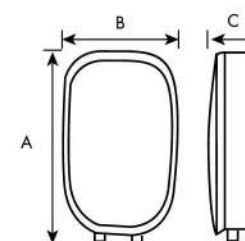
| Quik                               |          | Q55                    | Q68                  | Q90                   | Q123                      | Q153                    | Q183                  | Q243                  |
|------------------------------------|----------|------------------------|----------------------|-----------------------|---------------------------|-------------------------|-----------------------|-----------------------|
| Wattage                            |          | 5500 W                 | 6800 W               | 9000 W                | 12000 W                   | 15000 W                 | 18000 W               | 24000 W               |
| Rated Voltage                      |          | 220-240 V, 50Hz, AC    |                      |                       | 400 V, 50/60Hz 3Phase, AC |                         |                       |                       |
| Wiring Size                        |          | 3 x 2.5mm <sup>2</sup> | 3 x 4mm <sup>2</sup> | 3 x 6 mm <sup>2</sup> | 4 x 2.5 mm <sup>2</sup>   | 4 x 2.5 mm <sup>2</sup> | 4 x 4 mm <sup>2</sup> | 4 x 6 mm <sup>2</sup> |
| Required Rating of Circuit Breaker |          | 32 amps                | 40 amps              | 50 amps               | 25 amps                   | 25 amps                 | 32 amps               | 40 amps               |
| Rated Pressure                     |          | 0.02 – 0.6 Mpa         |                      |                       |                           |                         |                       |                       |
| Safety Class                       |          | IP25                   |                      |                       |                           |                         |                       |                       |
| Temp.Setting range                 |          | 30°C - 55°C            |                      |                       | 30°C - 60°C               |                         |                       |                       |
| Rate of flow                       |          | 1.8 - 10 L/min         |                      |                       | 1.8 - 12 L/min            |                         |                       |                       |
| Temperature Raise (Δt) @           | 5 L/min  | 16°C                   | 19°C                 | 26°C                  | -                         | -                       | -                     | -                     |
|                                    | 7 L/min  | 11°C                   | 14°C                 | 18°C                  | 25°C                      | 31°C                    | 37°C                  | 49°C                  |
|                                    | 10 L/min | 8°C                    | 10°C                 | 13°C                  | 17°C                      | 21°C                    | 26°C                  | 34°C                  |
|                                    | 12 L/min | -                      | -                    | -                     | 14°C                      | 18°C                    | 21°C                  | 29°C                  |
| Dimensions (mm)                    | Height   | 310                    | 338                  | 385                   |                           |                         |                       |                       |
|                                    | Width    | 210                    | 211                  | 260                   |                           |                         |                       |                       |
|                                    | Depth    | 70                     | 72                   | 90                    |                           |                         |                       |                       |



Q123/153/183/243



Q55/Q68



Q90

**GUARANTEE**

2 Years on Product



NEW

Brizo



Sunshine Gold



Silver Charm



French Violet



# Brizo

Get the convenience of instant water heater with Brizo water heater. Elegantly designed Brizo occupies less space, and switching it on gives hot water instantly. Brizo is compact in size and more suitable for kitchens and bathrooms and built to last longer. This Charming beauty is designed for high rise buildings.



## Porcelain Enamel Glass Lined Tank:

Manufactured in a modern, automated plant using European Technology. Protects the tank from rust and corrosion.



**Thermal Cutout :** Backup safety device cuts off power at 100°C. Prevents overheating.

## SMART INDICATOR Color Changing LED ring



Heating



Ready to Use



Copper Tubular Element



Capsule Polyurethane Foam (PUF) insulation



ABS Outer Body : Corrosion free. Shock proof.



Corrosion Protection



Multi-function valve

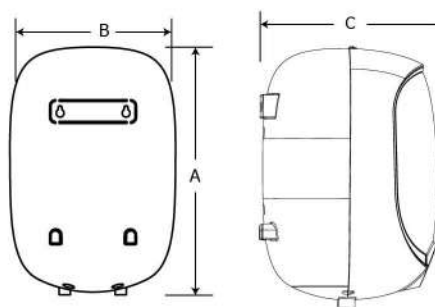


8 bar pressure: Suitable for pressure pumps and multi-storey buildings.

| Model | Wattage | Capacity in Litres | Temp rise at 3L/Min | Dimensions (in mm) |     |     |
|-------|---------|--------------------|---------------------|--------------------|-----|-----|
|       |         |                    |                     | A                  | B   | C   |
| 3B30  | 3000    | 3                  | 15°C                | 380                | 220 | 226 |
| 3B45  | 4500    | 3                  | 21°C                | 380                | 220 | 226 |

Rated Pressure: 8bar (8kg/cm<sup>2</sup> : max, 80m water head)

\*Specifications subject to change without prior notice.



## GUARANTEE

|                       |                            |                    |
|-----------------------|----------------------------|--------------------|
| Inner Tank<br>5 Years | Heating Element<br>2 Years | Product<br>2 Years |
|-----------------------|----------------------------|--------------------|

VENUS

NEW

Jiffy

POWER

HEATING

Jiffy



White



Ivory



# Jiffy

Introducing jiffy, the best water heater. This stylish instant beauty is most suited for the modern and stylish interiors.



**Hi-grade SS 304L Inner Tank** : Stainless Steel for corrosion free performance.



**Stem Thermostat** : Senses water temperature quickly and precisely protect against over heating safety function.



Copper Tubular Element



Indicator Lamps : Two LED's - Green for Heating & Red for Power



Plastic Outer Body : Corrosion free. Shock proof.



Stem Thermal Cutout



Pressure Release Valve : Prevents build up of excessive pressure inside tank.



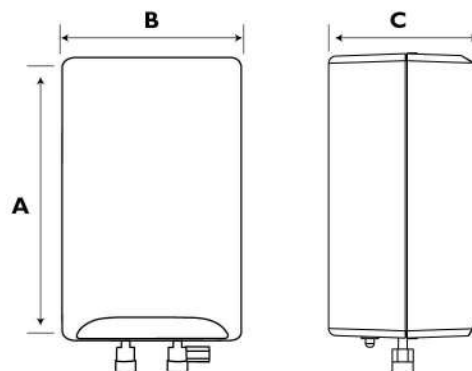
6 Bar Pressure: High Working pressure that is double that of ordinary Instant water heaters.

## Product Specifications

| Model | Capacity in Ltrs | Wattage | Temp rise at 3L/Min | Dimensions in mm |     |     |
|-------|------------------|---------|---------------------|------------------|-----|-----|
|       |                  |         |                     | A                | B   | C   |
| J30   | 1                | 3000    | 15 °C               | 280              | 189 | 158 |
| J45   | 1                | 4500    | 21 °C               | 280              | 189 | 158 |
| 3J30  | 3                | 3000    | 17 °C               | 320              | 207 | 176 |
| 3J45  | 3                | 4500    | 24 °C               | 320              | 207 | 176 |

Rated Pressure : 6 bars (6 kg/cm<sup>2</sup>; max, 60 m water head)

Specifications subject to change without prior notice



## GUARANTEE

| Inner Tank | Heating Element | Product |
|------------|-----------------|---------|
| 5 Years    | 2 Years         | 2 Years |



Lava



Ivory



White



# Lava

Need hot water at the flick of a switch!!! Get hot water in an instant!!! The indicator lamps (green for heating and red for power) makes it convenient for use.



**100% pure copper tank:** For long life and corrosion free performance. Has single, high quality weld joints.



**Thermal Cutout :** Backup safety device cuts off power at 100°C. Prevents overheating.



Copper Tubular Element



Capsule Polyurethane Foam (PUF) insulation



ABS Outer Body : Corrosion free. Shock proof.



Red - Power , Green - Heating



Multi-function valve

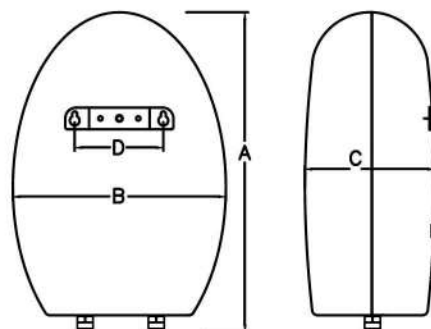


6 Bar Pressure: High Working pressure that is double that of ordinary instant water heaters.

| Model | Wattage | Capacity in Litres | Temp to Raise at 3L/Min | Dimensions (in mm) |     |     |    |
|-------|---------|--------------------|-------------------------|--------------------|-----|-----|----|
|       |         |                    |                         | A                  | B   | C   | D  |
|       |         |                    | <b>Lava Instant</b>     |                    |     |     |    |
| 3L30  | 3000    | 3                  | 17°C                    | 353                | 248 | 188 | 87 |
| 3L45  | 4500    | 3                  | 24°C                    | 353                | 248 | 188 | 87 |

3L30/3L45: Rated Pressure: 6bar (6kg/cm<sup>2</sup> : max, 60m water head)

\*Specifications subject to change without prior notice.



## GUARANTEE

| Inner Tank | Heating Element | Product |
|------------|-----------------|---------|
| 10 Years   | 2 Years         | 2 Years |



Hunt



Ivory



# Hunt

Hunt instant water heater is designed for quick heating and supply water on demand. This energy efficient model made for a smart home provide hot water instantly and fits compactly into your bathroom or kitchen.



Hi-grade SS 304L Inner Tank : Stainless Steel for corrosion free performance.



**Stem Thermostat :** Senses water temperature quickly and precisely protect against over heating safety function.



Copper Tubular Element



Indicator Lamps : Two Lamps - Green for Heating & Red for Cutout trip operation.



Plastic Outer Body : Corrosion free. Shock proof.



Stylish Design



Triple Safety : Pressure Release Valve along with Thermostat and cutout

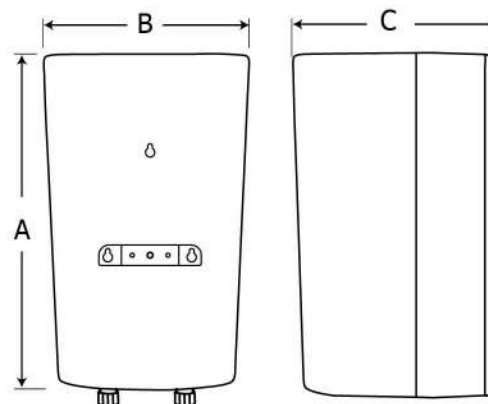


6 Bar Pressure: High Working pressure that is double that of ordinary instant water heaters.

| Model | Wattage | Capacity in Litres | Temp to Raise at 3L/Min | Dimensions (in mm) |     |     |
|-------|---------|--------------------|-------------------------|--------------------|-----|-----|
|       |         |                    |                         | A                  | B   | C   |
|       |         |                    | Lava Instant            |                    |     |     |
| 3H30  | 3000    | 3                  | 17°C                    | 380                | 230 | 195 |
| 3H45  | 4500    | 3                  | 24°C                    | 380                | 230 | 195 |

3H30/3H45: Rated Pressure: 6bar (6kg/cm<sup>2</sup> : max, 60m water head)

\*Specifications subject to change without prior notice.



## GUARANTEE

|                       |                            |                    |
|-----------------------|----------------------------|--------------------|
| Inner Tank<br>5 Years | Heating Element<br>2 Years | Product<br>2 Years |
|-----------------------|----------------------------|--------------------|



Brio - Gas



VGBS610



## Brio - Gas

Homes and establishments all over the world have discovered the most economical way to heat water. Gas water heaters. Did you know that heating water with a gas Heater costs much less than doing it with an electric water heater? You save as much as 66% on water heating. And since gas gives you higher temperatures faster, you also get hot water, instantly.



**Copper Heat Exchanger:** The copper heat exchanger will transfer the thermal energy to the water which flows around/top of the chamber effectively which results in faster heating.



**Pressure Release Valve:** When the pressure of the inlet water supply is too high the PRV automatically relieves excess pressure.



Winter / Summer function



3-Control Knobs



Overheating Protection



20 Minute Timer Protection



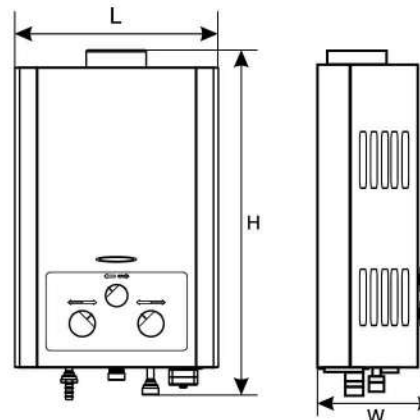
Solenoid Gas Valve



Auto Pulse Ignition Device

| Model No.                           |                  | VGBS610                             |
|-------------------------------------|------------------|-------------------------------------|
| Rated Heat Output                   |                  | 10kW                                |
| Hot water Flow rate maximum         |                  | 5.5L/min                            |
| Battery                             |                  | 1.5V x 2nos.                        |
| Gas type                            |                  | LPG                                 |
| Suitable water pressure             |                  | 0.08 - 0.8 MPa                      |
| Ignition                            |                  | Automatic Electrical Pulse Ignition |
| Connection<br>Pipe<br>Specification | Gas Inlet        | G1/2" Pipe                          |
|                                     | Cold Water Inlet | G1/2" Pipe                          |
|                                     | Hot Water Inlet  | G1/2" Pipe                          |
| Dimensions (L x W x H) mm           |                  | 300 x 135 x 500 mm                  |

\*Warning - For use in well ventilated areas only. Do not install inside the bathroom



**GUARANTEE**

2 Years on product

## Environmental Friendly Initiatives

Venus Water heaters and innovation goes hand in hand. To add the feather in the crown are certain initiatives that are environment friendly. A Major move to move away from Thermocol packaging has been in process for quite a few years and the alternate solutions have been innovative on that front. The use of molded pulp buffers in domestic and export water heaters and Ceiling Fans, corrugated buffer (made of kraft paper) replacing instapack buffer, Column airbags (which is bio-degradable and at the same time recyclable) for Instant Water heaters and 6 Ltr Storage Models Our Water heaters have CFC/HCFC Free Insulation that has low global warming potential and Zero Ozone depletion potential and zero ozone depletion potential. This ensures minimum damage to the ozone layer and minimum impact on global warming. We use dry enameling process that uses less amount of water and generates lesser waste



**Low Global  
Warming**



**Ozone Friendly  
Insulation**



**New Generation  
Packaging**



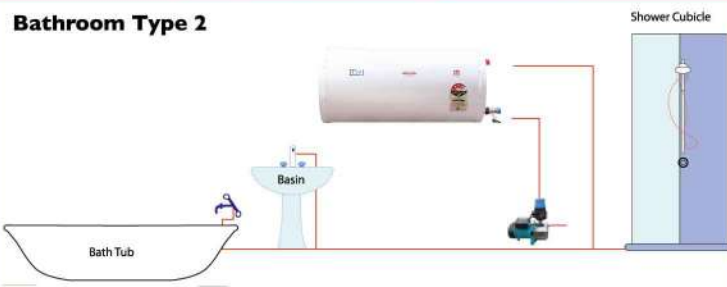



**9001 & 14001  
ISO 9001 & 14001  
Certification from BVC**





# Model Selection Guide

| Usage / Application   | Climate   |  |
|---|---|--|
|   | Moderate  | Extreme  |
| <b>Kitchen</b><br>           | <b>Minimum instant</b><br><br><b>Maximum 10 L</b> | <b>Minimum 15 L</b><br><br><b>Maximum 35 L</b>   |
| <b>Bathroom Type 1</b><br>    | <b>Minimum instant</b><br><br><b>Maximum 25 L</b> | <b>Minimum 15 L</b><br><br><b>Maximum 50 L</b>   |
| <b>Bathroom Type 2</b><br>   | <b>Minimum 50 L</b><br><br><b>Maximum 70 L</b>    | <b>Minimum 70 L</b><br><br><b>Maximum 100 L</b>  |
| <b>Bathroom Type 3</b><br> | <b>Minimum 100 L</b><br><br><b>Maximum 150 L</b>  | <b>Minimum 100 L</b><br><br><b>Maximum 150 L</b> |

**Volume of mixed water at 40°C with cold water**

| Capacity | 15°C  | 25°C  |
|----------|-------|-------|
| 10 L     | 20 L  | 27 L  |
| 15 L     | 30 L  | 41 L  |
| 25 L     | 50 L  | 67 L  |
| 35 L     | 70 L  | 95 L  |
| 70 L     | 140 L | 189 L |
| 80 L     | 160 L | 216 L |
| 100 L    | 200 L | 270 L |
| 150 L    | 300 L | 405 L |

## A Service that's full of warmth

Venus designs its products to meet demanding national and international standards. You can be sure that this drive for quality is matched by the customer satisfaction record that our after sales service strives for. "Service within 24 hours" is the promise of our committed service personnel. With more than 310+ service centers throughout the country, prompt, economical and reliable service will reach you, wherever you are.



**For service with warmth  
Call Customer Care**



Service in  
24 hours



Genuine  
spare parts



Nationwide  
Service

**08144666999**  
**+91-9884064999**

Note :

1. Assuming usage is by 1-2 persons.

For more number of people, option for the next higher size.



## **VENUS HOME APPLIANCES (P) LTD.**

**CENTRAL MARKETING OFFICE:** 4/993, Kamaraj Street,

Rajiv Gandhi Salai (OMR), Kottivakkam, Perungudi Post,

Chennai - 600 096. Ph: 4340 1515 | **Customer Care:** 08144666999,

**Whatsapp:** 09884064999 | **Email:** [customercare@venushomeappliances.com](mailto:customercare@venushomeappliances.com)

**Website:** [www.venushomeappliances.com](http://www.venushomeappliances.com)

